



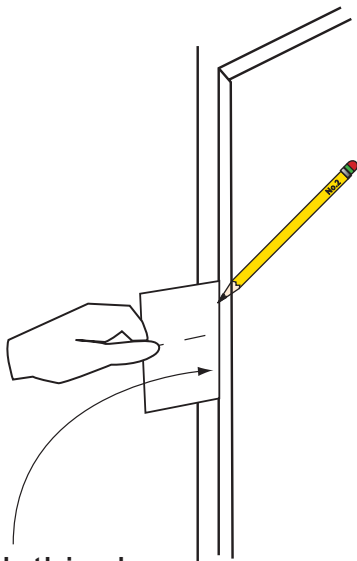
ilock[®]

by : SECURITY PEOPLE INC

DRILL TEMPLATE

2

Using a pencil, mark the door edge on the template and also mark the centerline on the door edge. Open door, remove template.



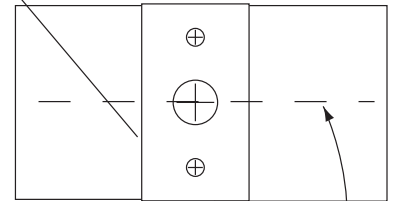
Mark this door edge on the paper template

1

Center the template over the strike plate and align edge of strike plate with the line on template, and close door while holding the template in place

Strike Plate

Edge of Strike Plate

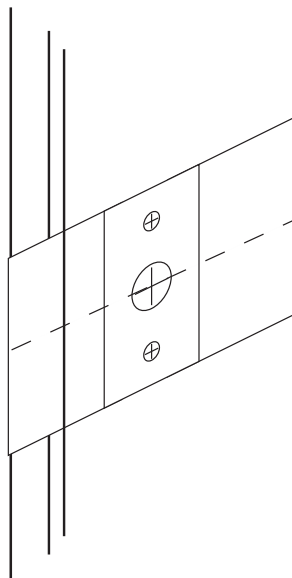


Centerline

3

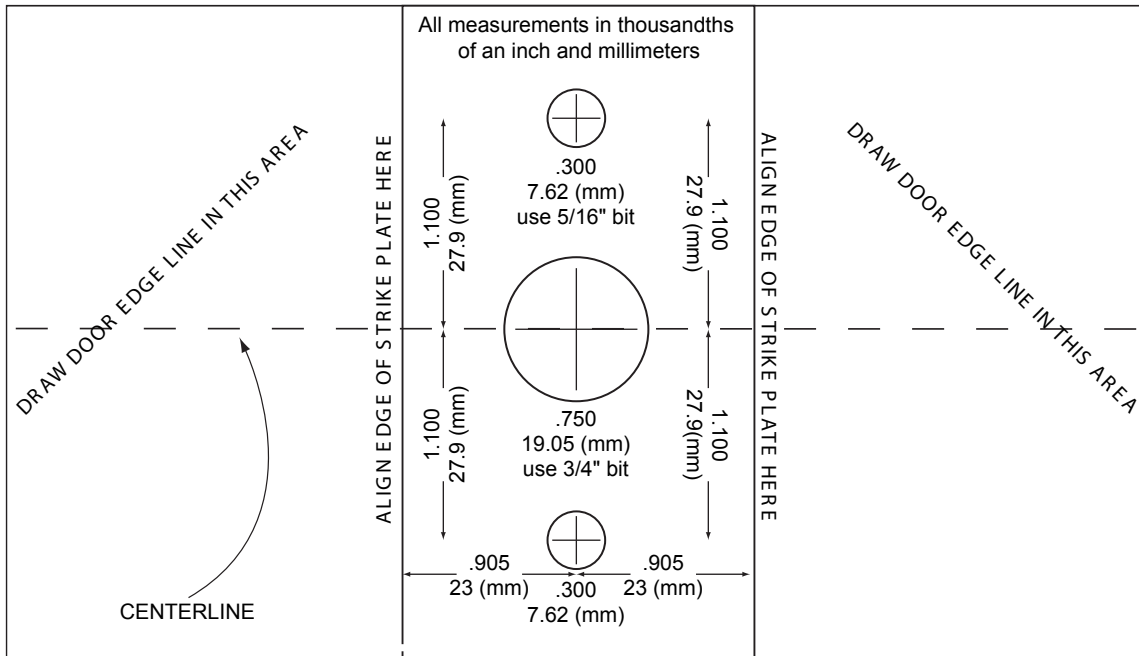
Place the template over the door aligning it with the centerline on the template and the centerline mark you made on the door edges as well as aligning the door edge with the door edge you made on the template.

Mark the centers of all three holes and drill the holes as defined on the template.



Digilock®

by : SECURITY PEOPLE INC



***NOTE: FILE MAY NOT PRINT TO SCALE.
DOUBLE CHECK ALL MEASUREMENTS BEFORE DRILLING DOOR.**